

Delivering Engaging Live Virtual Training (II)


The global COVID-19 pandemic has led to a new phase in online learning. Traditional methods whereby the instructor does most of the talking are not nearly as effective as newer approaches that offer active learning experiences. As many organizations seek to move to online training, mastering how to deliver engaging and participatory sessions using tools like Zoom and Microsoft Teams has become essential for creating impactful learning experiences.


This five-week online course will deliver results for those wishing to engage participants interactively and collaboratively through live virtual training sessions.


#Management #online #Up to 2 months #Virtual Campus

Introduction

The course teaches participants how to design and facilitate engaging and collaborative learning experiences in popular virtual classroom environments such as Zoom and Microsoft Teams.

 **Where** ONLINE

 **When** 18 Oct - 19 Nov 2021

 **Fee** 1000 USD

 **Duration** 5 weeks

 **Enrollment deadline** 17 Oct 2021

 **Contact**
leadershipandmanagement@unssc.org

 **Language** English

Objectives

Upon successful completion of this course, participants will be able to:

- Conduct collaborative and interactive live virtual classroom activities
- Use Zoom (or a comparable platform) as a virtual classroom together with a real-time digital collaboration tool for brainstorming in Zoom breakout rooms and plenary.
- Create effective whiteboard and chat activities that keeps participants engaged while enriching their learning experience
- Creatively use web browsing activities to engage participants interactively and collaboratively in the virtual classroom
- Create facilitator's guide/session plan for engaging participants in a live virtual classroom training

Course Contents

The online course will cover topics such as:

Week 1: Building Virtual Facilitation Skills and Creating Collaborative Synchronous Activities

Tips and techniques to keep participants engaged and active in a live virtual classroom training so that the learning is of the same or better quality than participants expect from classroom-based programmes, and with the same results and performance improvement organizations expect.

This session discusses:

- Event types: meetings, presentations, webinars, and learning events.
- Three essential virtual facilitation skills
- Zoom interactive and collaborative features
- Three-steps to virtual classroom design
- Differences between interaction and online collaboration.
- Importance of building interaction and collaboration into live synchronous learning and training events
- Two types of collaborations in a live online virtual training.

Week 2: Breakout room activities

Using Zoom as a virtual face-to-face (vF2F) classroom together with a real-time digital collaboration tool for brainstorming in zoom breakout rooms and plenary.

In a live classroom setting, we engage participants with group exercises and discussions. Similar learning experience is achieved in a virtual face-to-face classroom with breakout rooms.

There are two live virtual sessions this week: The first live vF2F session focuses on zoom settings and features. The second vF2F session provides instructional techniques to encourage collaboration using breakout room activities.

The second session takes participants through hands-on activities, how to:

- Create real-time brainstorming activities in Mural or similar real-time digital collaborative web-based tools
- Create Zoom breakout rooms with Mural Canvas
- Maximize participants collaboration during breakout room exercises in the Zoom virtual platform
- Write clear instructions for participants to guide them through breakout and brainstorming activities.
- Manage interactive and collaborative activities in brainstorming and breakout room sessions
- Anticipate the issues participants may have during breakout and brainstorming session.

Week 3: Using Whiteboards and Chat, and Training with Quizzes

This session provide tips and techniques for innovative use of whiteboards and chats to create participant interaction and engagement.

This session takes participants through tips and techniques :

- Adding icebreakers and brain teasers as whiteboard and chat exercises to maximize interaction and collaboration.
- Creating and using word search puzzles to review key terms
- Training with quizzes

Week 4: Web Browsing,